



March 15, 2022

FlyCarsonCity.com

Carson City Airport Manager's Report Prepared by Corey Jenkins

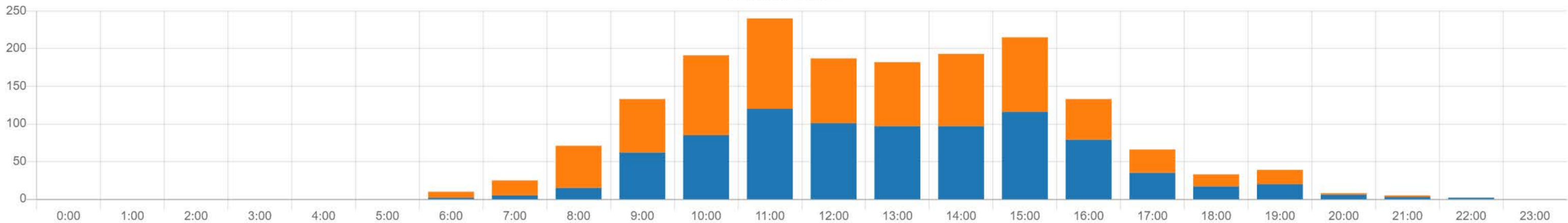
Fuel Flowage

Month	Self-Serve				Full-Service				Total Combined		Annual % Change
	100LL	Jet A	Total Gallons	FFF	100L L	Jet A	Total Gallons	FFF	Gallons	Fuel Flowage Fee	
January-23	3287	471	3757	\$ 187.87	1267	5486	6753	\$ 337.66	10511	\$ 525.53	-56%
February-23	5968	874	6842	\$ 342.11	1220	11479	12699	\$ 634.94	19541	\$ 977.05	-15%
March-23	0	0	0	\$ -	0	0	0	\$ -	0	\$ -	-100%
April-23	0	0	0	\$ -	0	0	0	\$ -	0	\$ -	-100%
May-23	0	0	0	\$ -	0	0	0	\$ -	0	\$ -	-100%
June-23	0	0	0	\$ -	0	0	0	\$ -	0	\$ -	-100%
July-23	0	0	0	\$ -	0	0	0	\$ -	0	\$ -	-100%
August-23	0	0	0	\$ -	0	0	0	\$ -	0	\$ -	-100%
September-23	0	0	0	\$ -	0	0	0	\$ -	0	\$ -	-100%
October-23	0	0	0	\$ -	0	0	0	\$ -	0	\$ -	-100%
November-23	0	0	0	\$ -	0	0	0	\$ -	0	\$ -	-100%
December-23	0	0	0	\$ -	0	0	0	\$ -	0	\$ -	-100%

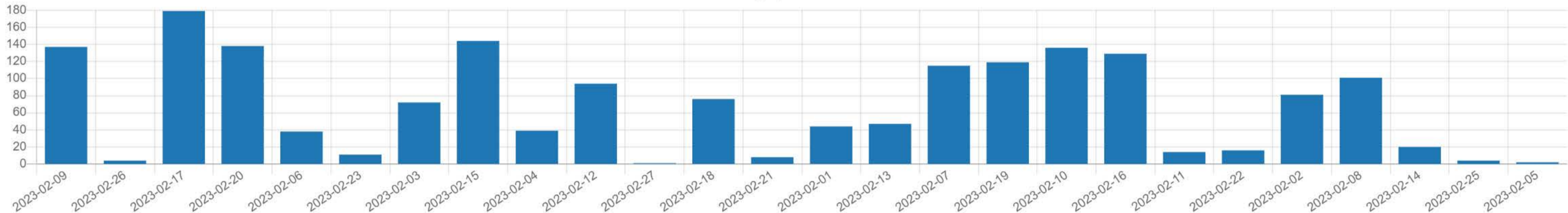
Managers' Report

- Open House Planning Committee
 - Secured Portable Restroom
 - Flyer Completed and posted to website
 - Progress on food vendors, static displays, and youth activities
- Snow Events
 - We have had four snow events.
 - 37.5 hours of overtime.
 - \$1027.32 in fuel expenses.
 - Some wear parts required replacement on the large and small plow
- Aircraft Operations
 - The total aircraft operations for February were 1,733 according to ADS-B data.
 - Detailed charts of the operations are attached below.

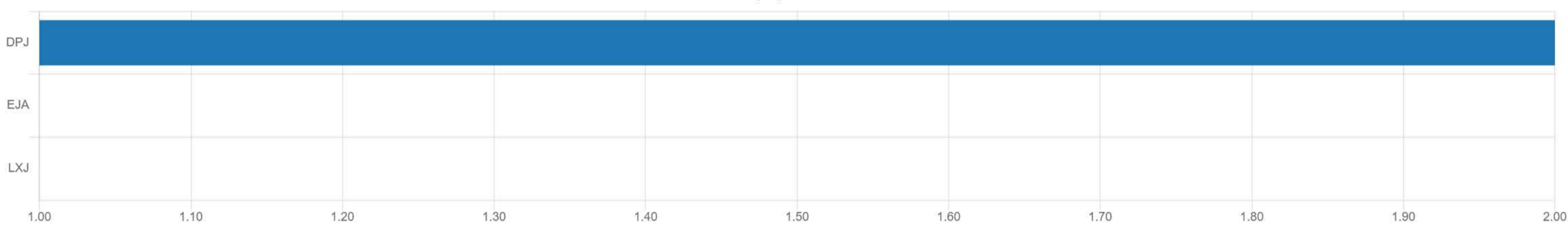
Hourly Operations



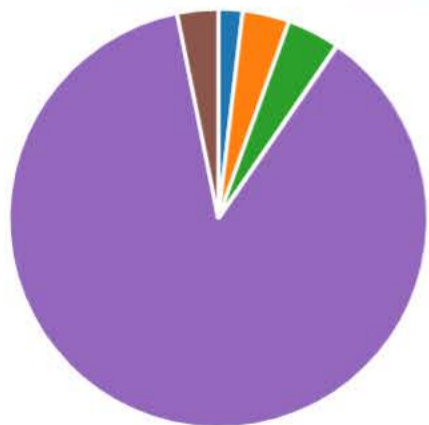
Daily Operations



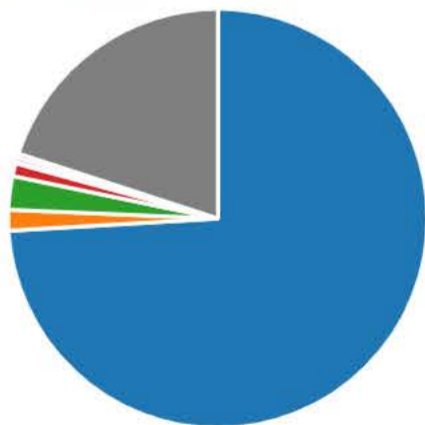
Top Operators



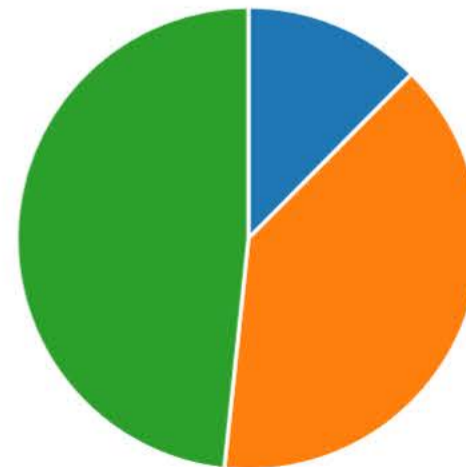
Aircraft Type



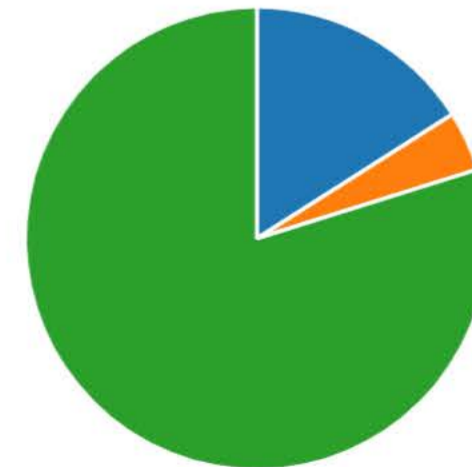
Aircraft Design Group




Runway Usage



Weight Class (lbs)



Arrivals



862

Departures



871